

everlastTM
PVC PROFILES

STORY OF QUALITY

everlast™

PVC LOUVER PANELS



WALNUT WOOD



NILABUR TEAK



TEAK WOOD




NATURAL TEAK



BURMA TEAK



GREY WOOD



WHITE MARBLE



BLACK MARBLE

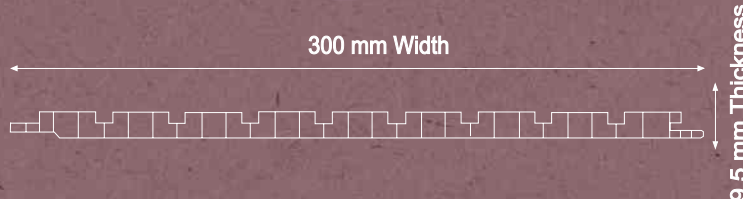
9.5 mm X 300 mm

STANDARD LENGTH : 12 ft/ 10 ft

THICKNESS : 9.5 mm

WIDTH : 300 mm

WALNUT WOOD



9.5 mm X 300 mm

STANDARD LENGTH : 12 ft / 10 ft

THICKNESS : 9.5 mm

WIDTH : 300 mm

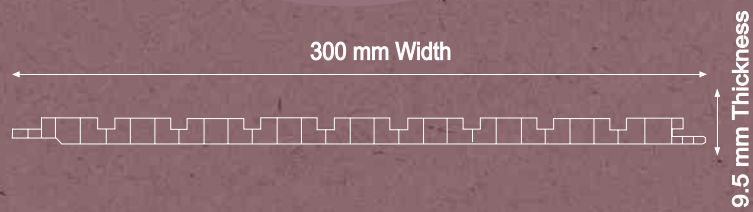
10 mm X 300 mm (HEAVY)

STANDARD LENGTH : 10 ft

THICKNESS : 10 mm

WIDTH : 300 mm

NILAMBUR TEAK



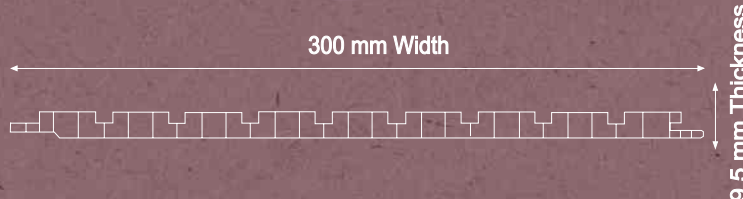
9.5 mm X 300 mm

STANDARD LENGTH : 12 ft / 10 ft

THICKNESS : 9.5 mm

WIDTH : 300 mm

TEAK WOOD



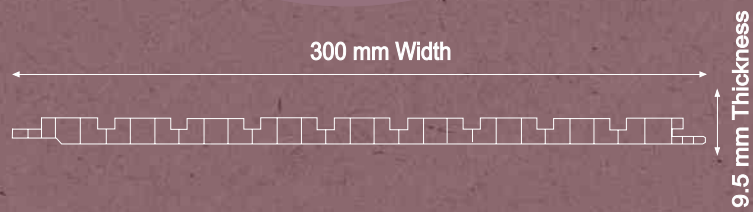
9.5 mm X 300 mm

STANDARD LENGTH : 10 ft

THICKNESS : 9.5 mm

WIDTH : 300 mm

NATURAL TEAK



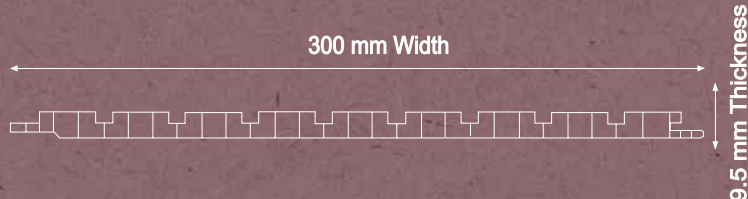
9.5 mm X 300 mm

STANDARD LENGTH : 10 ft

THICKNESS : 9.5 mm

WIDTH : 300 mm

BURMA TEAK



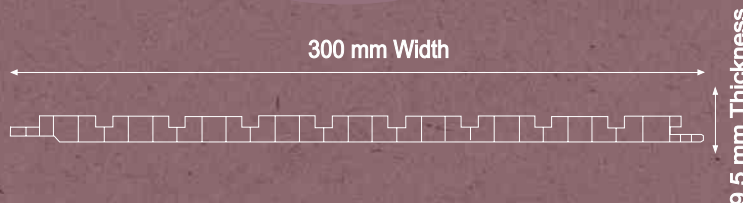

9.5 mm X 300 mm

STANDARD LENGTH : 10 ft

THICKNESS : 9.5 mm

WIDTH : 300 mm

GREY WOOD



everlast™

PVC LOUVERS


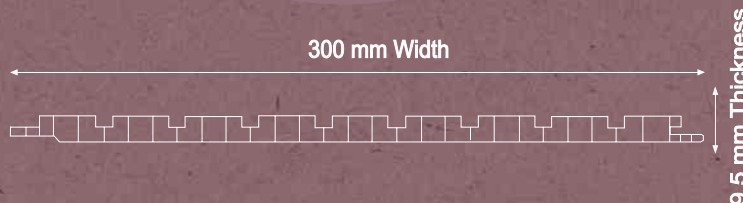

9.5 mm X 300 mm

STANDARD LENGTH : 10 ft

THICKNESS : 9.5 mm

WIDTH : 300 mm

WHITE MARBLE



everlast™

PVC LOUVERS

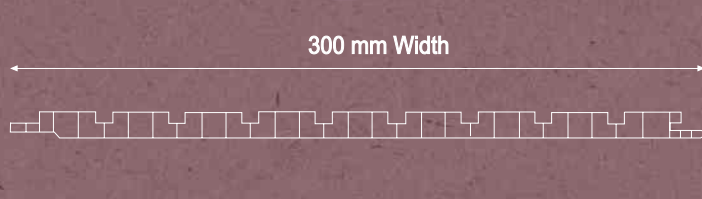

9.5 mm X 300 mm

STANDARD LENGTH : 10 ft

THICKNESS : 9.5 mm

WIDTH : 300 mm

BLACK MARBLE



everlast™

WPC PANELS 24 MM



NILAMBUR TEAK



FOREST TEAK



COFFEE WOOD



SANDAL WOOD



BLACK MARBLE

everlast™

WPC PANELS 24 MM

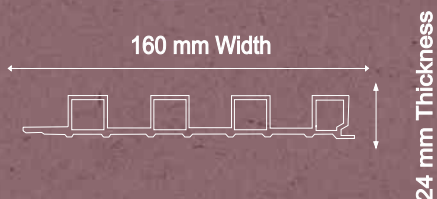
24 mm X 160 mm

STANDARD LENGTH : 9.5 ft

THICKNESS : 24 mm

WIDTH : 160 mm

NILAMBUR TEAK



everlast™

WPC PANELS 24 MM

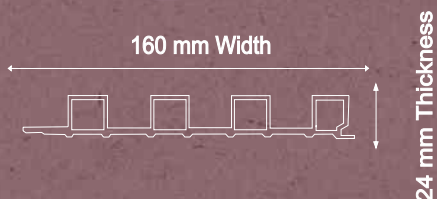
24 mm X 160 mm

STANDARD LENGTH : 9.5 ft

THICKNESS : 24 mm

WIDTH : 160 mm

FOREST WOOD



everlast™

WPC PANELS 24 MM

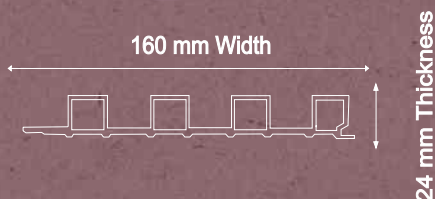

24 mm X 160 mm

STANDARD LENGTH : 9.5 ft

THICKNESS : 24 mm

WIDTH : 160 mm

COFFEE WOOD



everlast™

WPC PANELS 24 MM

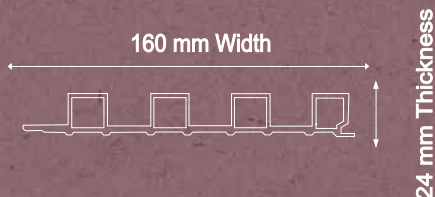
24 mm X 160 mm

STANDARD LENGTH : 9.5 ft

THICKNESS : 24 mm

WIDTH : 160 mm

SANDALWOOD



everlast™

WPC PANELS 24 MM

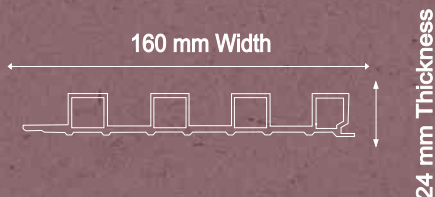
24 mm X 160 mm

STANDARD LENGTH : 9.5 ft

THICKNESS : 24 mm

WIDTH : 160 mm

BLACK MARBLE



everlast™

WPC PANEL 10 MM



NILAMBUR TEAK



FOREST TEAK



JACK WOOD



MAPLE WOOD



SOFT GREEN



SOFT BLUE

everlast™

WPC PANEL 10MM

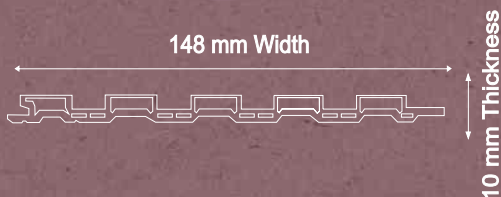
10 mm X 148 mm

STANDARD LENGTH : 9.5 ft

THICKNESS : 10 mm

WIDTH : 148 mm

NILAMBUR TEAK



everlast™

WPC PANEL 10MM

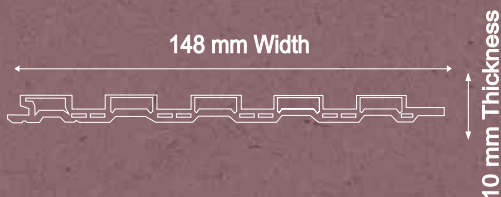
10 mm X 148 mm

STANDARD LENGTH : 9.5 ft

THICKNESS : 10 mm

WIDTH : 148 mm

FOREST TEAK



everlast™

WPC PANEL 10MM

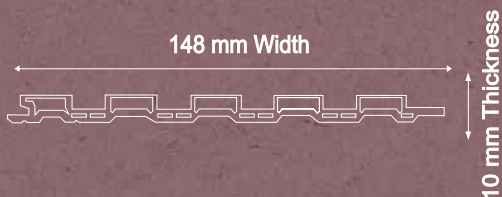
10 mm X 148 mm

STANDARD LENGTH : 9.5 ft

THICKNESS : 10 mm

WIDTH : 148 mm

JACKWOOD



everlast™

WPC PANEL 10MM

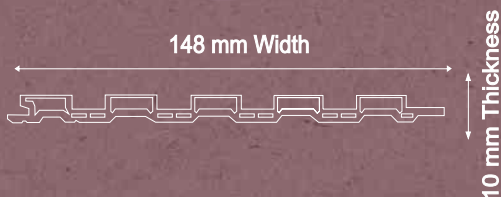
10 mm X 148 mm

STANDARD LENGTH : 9.5 ft

THICKNESS : 10 mm

WIDTH : 148 mm

MAPLE WOOD



everlast™

WPC PANEL 10MM

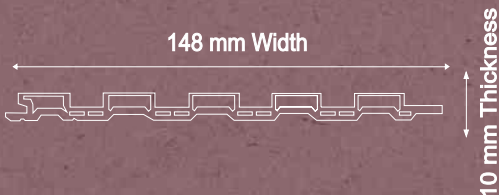

10 mm X 148 mm

STANDARD LENGTH : 9.5 ft

THICKNESS : 10 mm

WIDTH : 148 mm

SOFT GREEN



everlast™

WPC PANEL 10MM

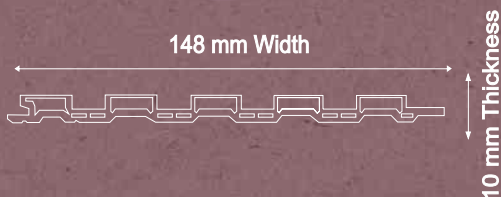

10 mm X 148 mm

STANDARD LENGTH : 9.5 ft

THICKNESS : 10 mm

WIDTH : 148 mm

SOFT BLUE



everlast™

WPC

TUBE

50 mm X 100 mm



NILAMBUR TEAK
50 mm X 100 mm



FOREST TEAK
50 mm X 100 mm



JACK WOOD
50 mm X 100 mm

everlast™

WPC TUBE

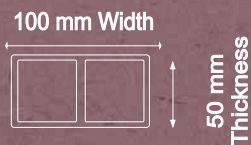
50 MM X 100 MM

STANDARD LENGTH : 9.5 ft

THICKNESS : 50 mm

WIDTH : 100 MM

NILAMBUR TEAK



everlast™

WPC TUBE

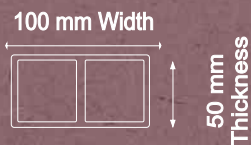
50 MM X 100 MM

STANDARD LENGTH : 9.5 ft

THICKNESS : 50 mm

WIDTH : 100 MM

FOREST TEAK



everlast™

WPC TUBE

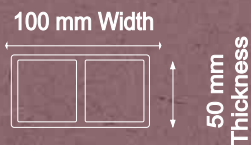
50 MM X 100 MM

STANDARD LENGTH : 9.5 ft

THICKNESS : 50 mm

WIDTH : 100 MM

JACK WOOD



everlast™

WPC

TUBE

50 mm X 150 mm



NILAMBUR TEAK
50 mm X 150 mm



FOREST TEAK
50 mm X 150 mm



JACK WOOD
50 mm X 150 mm

everlast™

WPC TUBE

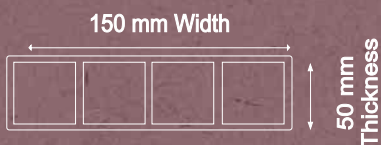
50 MM X 150 MM

STANDARD LENGTH : 9.5 ft

THICKNESS : 50 mm

WIDTH : 150 MM

NILAMBUR TEAK



everlast™

WPC TUBE

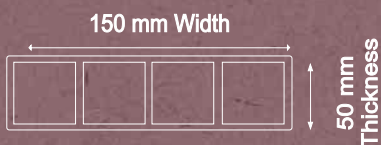
50 MM X 150 MM

STANDARD LENGTH : 9.5 ft

THICKNESS : 50 mm

WIDTH : 150 MM

FOREST TEAK



everlast™

WPC TUBE

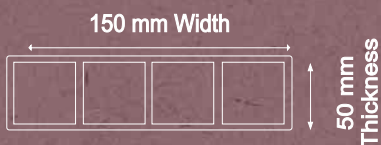
50 MM X 150 MM

STANDARD LENGTH : 9.5 ft

THICKNESS : 50 mm

WIDTH : 150 MM

NILAMBUR TEAK



everlast™

TKT PANEL



NILAMBUR TEAK



TEAK WOOD



BEECH WOOD



M WOOD



RED TEAK



DARK WOOD



RT WOOD



COFFEE WOOD

everlast™


TKT PANEL



SANDAL WOOD



IVORY WOOD



WHITE WOOD



ROSE WOOD

everlast™

TKT PANEL

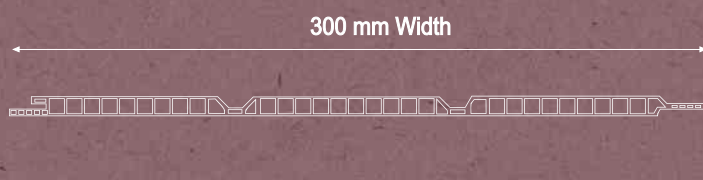
9 mm X 300 mm

STANDARD LENGTH : 12 ft / 10 ft

THICKNESS : 9 mm

WIDTH : 300 mm

NILAMBUR TEAK



everlast™

TKT PANEL

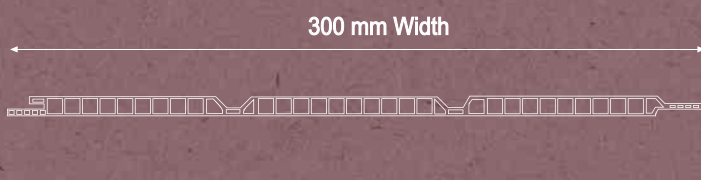
9 mm X 300 mm

STANDARD LENGTH : 12 ft / 10 ft

THICKNESS : 9 mm

WIDTH : 300 mm

TEAK WOOD



everlast™

TKT PANEL

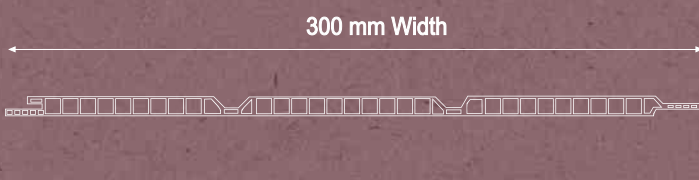
9 mm X 300 mm

STANDARD LENGTH : 12 ft / 10 ft

THICKNESS : 9 mm

WIDTH : 300 mm

BEECH WOOD



everlast™

TKT PANEL

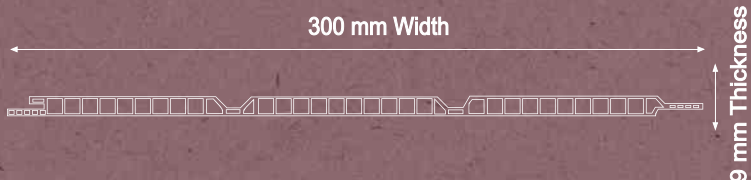
9 mm X 300 mm

STANDARD LENGTH : 12 ft / 10 ft

THICKNESS : 9 mm

WIDTH : 300 mm

M WOOD



everlast™

TKT PANEL

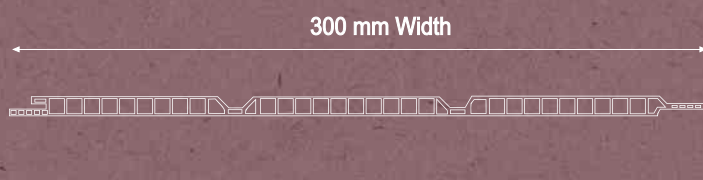
9 mm X 300 mm

STANDARD LENGTH : 12 ft / 10 ft

THICKNESS : 9 mm

WIDTH : 300 mm

RED TEAK



everlast™

TKT PANEL

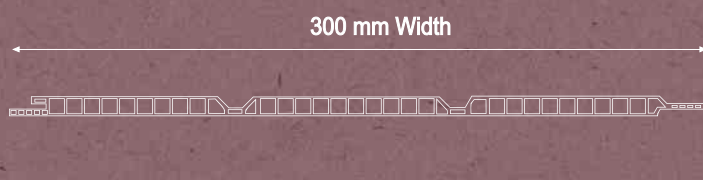
9 mm X 300 mm

STANDARD LENGTH : 12 ft / 10 ft

THICKNESS : 9 mm

WIDTH : 300 mm

DARK WOOD



everlast™

TKT PANEL

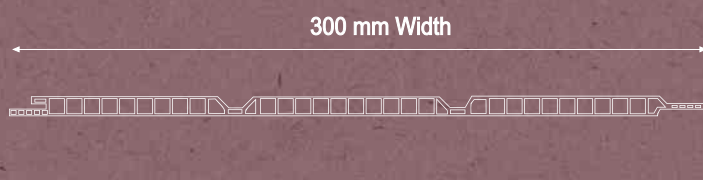
9 mm X 300 mm

STANDARD LENGTH : 12 ft / 10 ft

THICKNESS : 9 mm

WIDTH : 300 mm

RT WOOD



everlast™

TKT PANEL

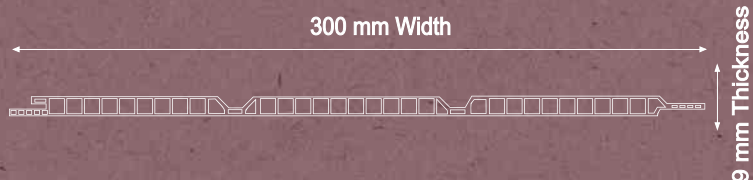
9 mm X 300 mm

STANDARD LENGTH : 12 ft / 10 ft

THICKNESS : 9 mm

WIDTH : 300 mm

COFFEE WOOD



everlast™

TKT PANEL

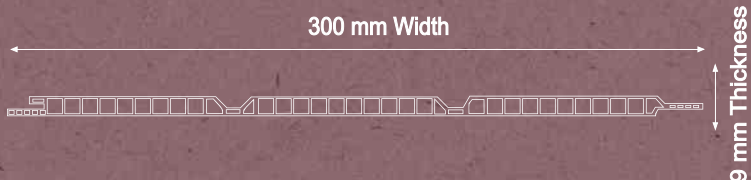
9 mm X 300 mm

STANDARD LENGTH : 12 ft / 10 ft

THICKNESS : 9 mm

WIDTH : 300 mm

SANDAL WOOD



everlast™

TKT PANEL

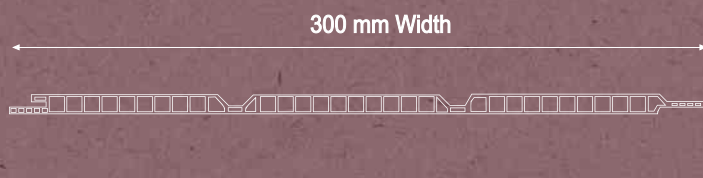
9 mm X 300 mm

STANDARD LENGTH : 12 ft / 10 ft

THICKNESS : 9 mm

WIDTH : 300 mm

IVORY WOOD



everlast™

TKT PANEL

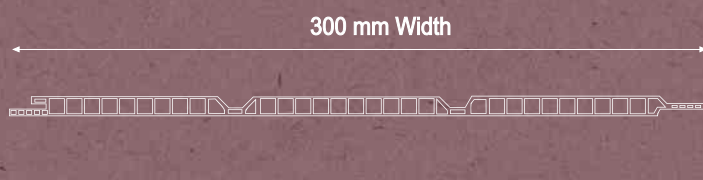

9 mm X 300 mm

STANDARD LENGTH : 12 ft / 10 ft

THICKNESS : 9 mm

WIDTH : 300 mm

WHITE WOOD



everlast™

TKT PANEL

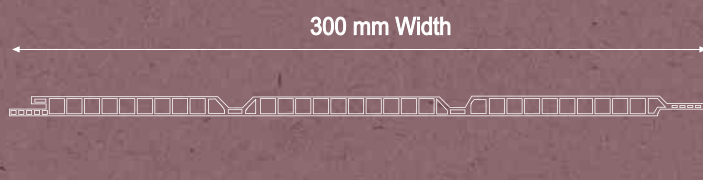
9 mm X 300 mm

STANDARD LENGTH : 12 ft / 10 ft

THICKNESS : 9 mm

WIDTH : 300 mm

ROSE WOOD



everlast™

7 mm PANEL

HOTSTAMPING



HS 101



BEECH (011)



WHITE MARBLE
(012)



WHITE (008)

everlast™

7mm PANEL

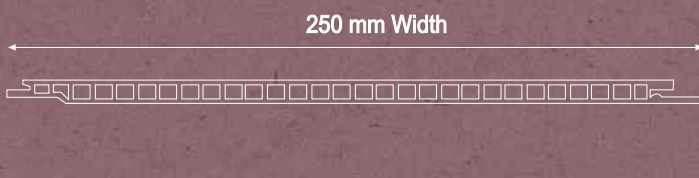
7 mm X 250 mm

STANDARD LENGTH : 12 FEET/ 10 FEET

THICKNESS : 7 mm

WIDTH : 250mm

HS 101
HOTSTAMPING



everlast™

7mm PANEL



7 mm X 250 mm

STANDARD LENGTH : 12 FEET/ 10 FEET

THICKNESS : 7 mm

WIDTH : 250mm

BEECH (011)



everlast™

7mm PANEL

7 mm X 250 mm

STANDARD LENGTH : 12 FEET/ 10 FEET

THICKNESS : 7 mm

WIDTH : 250mm

WHITE MARBLE (012)



everlast™

7mm PANEL

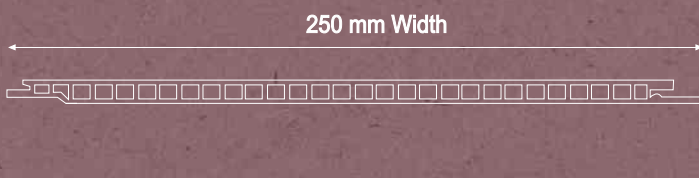
7 mm X 250 mm

STANDARD LENGTH : 12 FEET/ 10 FEET

THICKNESS : 7 mm

WIDTH : 250mm

WHITE (008)




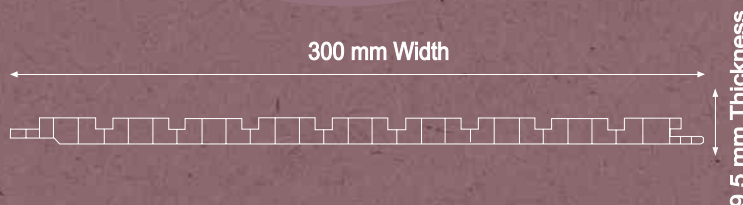

9.5 mm X 300 mm

STANDARD LENGTH : 12 ft/ 10 ft

THICKNESS : 9.5 mm

WIDTH : 300 mm

WALNUT WOOD



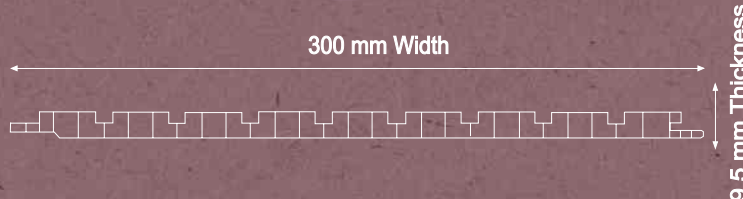

9.5 mm X 300 mm

STANDARD LENGTH : 12 ft/ 10 ft

THICKNESS : 9.5 mm

WIDTH : 300 mm

WALNUT WOOD



everlast™

PVC LOUVERS

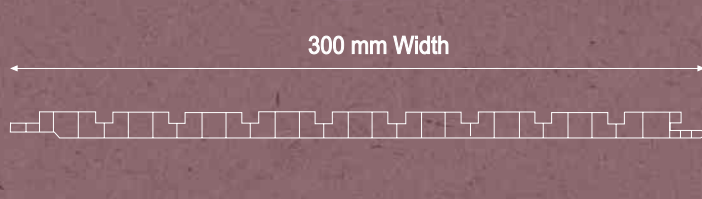

9.5 mm X 300 mm

STANDARD LENGTH : 12 ft/ 10 ft

THICKNESS : 9.5 mm

WIDTH : 300 mm

GREEN SILVER




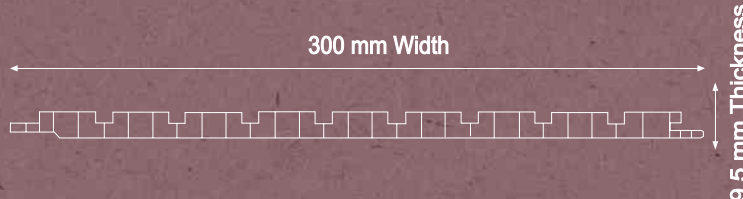

9.5 mm X 300 mm

STANDARD LENGTH : 12 ft/ 10 ft

THICKNESS : 9.5 mm

WIDTH : 300 mm

GOLD GREEN



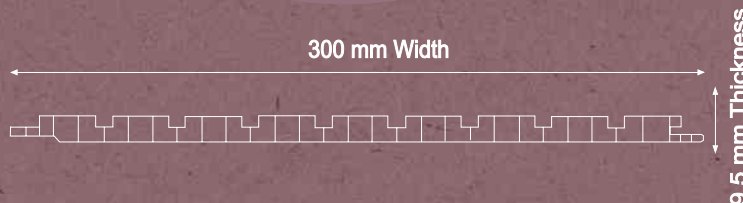
9.5 mm X 300 mm

STANDARD LENGTH : 12 ft/ 10 ft

THICKNESS : 9.5 mm

WIDTH : 300 mm

WALNUT WOOD



everlast™

PVC

3 STEP SKIN LOUVER
(HEAVY)

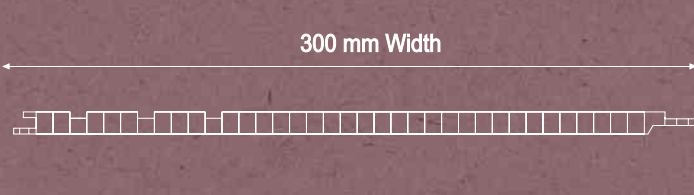
10 mm X 300 mm

STANDARD LENGTH : 10 ft

THICKNESS : 10 mm

WIDTH : 300 mm

TAN BROWN



everlast™

PVC

3 STEP SKIN LOUVER
(HEAVY)


10 mm X 300 mm

STANDARD LENGTH : 10 ft

THICKNESS : 10 mm

WIDTH : 300 mm

TAN DESSERT



everlast™

PVC

3 STEP SKIN LOUVER
(HEAVY)


10 mm X 300 mm

STANDARD LENGTH : 10 ft

THICKNESS : 10 mm

WIDTH : 300 mm

TAN GREY



everlast™

WPC

10 mm

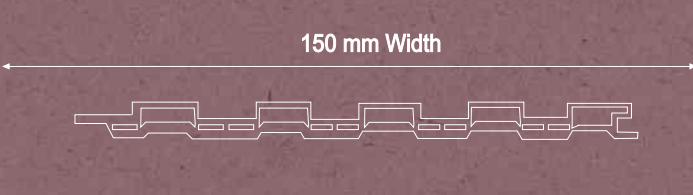

10 mm X 150 mm

STANDARD LENGTH : 2.9 mtr

THICKNESS : 10 mm

WIDTH : 150 mm

GLITTERING BLACK



everlast™

WPC

10 mm


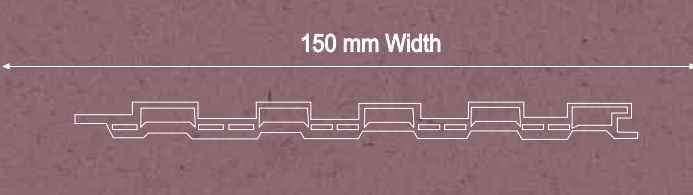

10 mm X 150 mm

STANDARD LENGTH : 2.9 mtr

THICKNESS : 10 mm

WIDTH : 150 mm

GLITTERING GREY



everlast™

WPC

10 mm


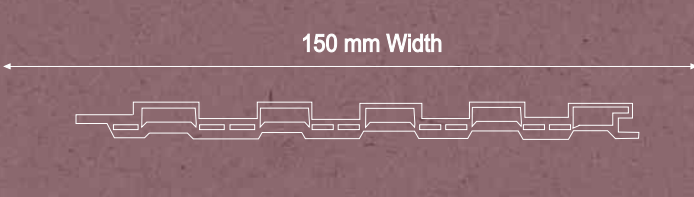

10 mm X 150 mm

STANDARD LENGTH : 2.9 mtr

THICKNESS : 10 mm

WIDTH : 150 mm

SOFT GREEN



everlast™

WPC 16mm

16 mm X 170 mm

STANDARD LENGTH : 2900 mm

THICKNESS : 16 mm

WIDTH : 170 mm

BAMBOO TAN



170 mm Width

16 mm Thickness



everlast™

WPC 16mm

16 mm X 170 mm

STANDARD LENGTH : 2900 mm

THICKNESS : 16 mm

WIDTH : 170 mm

BAMBOO BEIGE



170 mm Width

16 mm Thickness



everlast™

WPC

14 mm

14 mm X 150 mm

STANDARD LENGTH : 2.9 mtr

THICKNESS : 14 mm


WIDTH : 150 mm

SOFT GREEN



2.9 mtr Width

14 mm Thickness



everlast™

WPC

14 mm

14 mm X 150 mm

STANDARD LENGTH : 2.9 mtr

THICKNESS : 14 mm

WIDTH : 150 mm

NILAMBUR TEAK



2.9 mtr Width

14 mm Thickness



everlast™

WPC

14 mm

14 mm X 150 mm

STANDARD LENGTH : 2.9 mtr

THICKNESS : 14 mm

WIDTH : 150 mm

VEETEE WOOD



everlast™

WPC

17 mm PANEL


17 mm X 165 mm

STANDARD LENGTH : 2.9 mtr

THICKNESS : 17 mm

WIDTH : 165 mm

SOFT GREEN



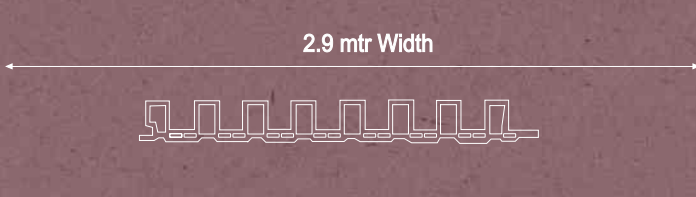
17 mm X 165 mm

STANDARD LENGTH : 2.9 mtr

THICKNESS : 17 mm

WIDTH : 165 mm

NILAMBUR TEAK



everlast™

WPC

17 mm PANEL

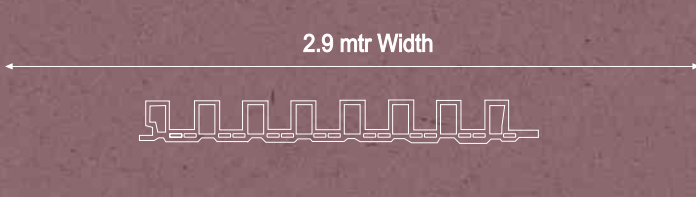

17 mm X 165 mm

STANDARD LENGTH : 2.9 mtr

THICKNESS : 17 mm

WIDTH : 165 mm

VEETEE WOOD



everlast™

WPC

24mm


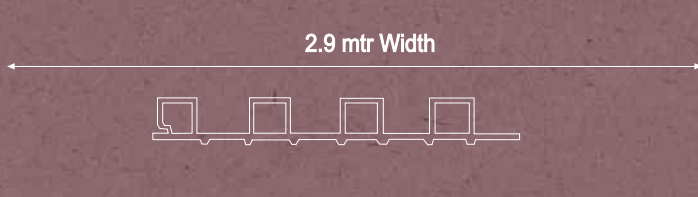
24 mm X 160 mm

STANDARD LENGTH : 2.9 mtr

THICKNESS : 24 mm

WIDTH : 160 mm

SOFT GREEN



everlast™

WPC

24mm


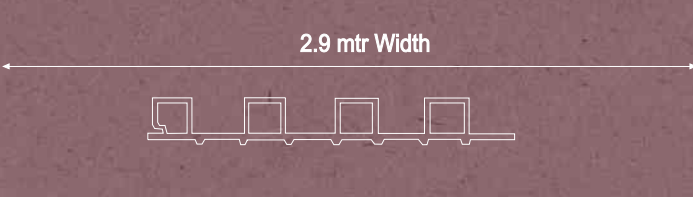

24 mm X 160 mm

STANDARD LENGTH : 2.9 mtr

THICKNESS : 24 mm

WIDTH : 160 mm

SOFT BLUE



25 mm X 100 mm

STANDARD LENGTH : 2900

THICKNESS : 25 mm

WIDTH : 100 mm

WHITE



everlast™


PVC PROFILES



High impact
resistance



100% moisture
and termite proof



Zero
Maintenance



Easy
installation



Ecofriendly



Seamless
Integration



everlast

PVC PROFILES | DOORS | RIVETS | PILE WEATHER STRIP | WPC
ALUMINIUM WOOD COATING PRODUCTS



3/344C, NH 17, Nr. HP Petrol Pump,
C Lord, Cheranellor, Cochin-34

+91 9895 181 550
+91 8304 956 855
moditradelinks@gmail.com